

Signing your Waiver, Hazing Agreement and Emergency Contacts

All club participants must complete the following steps for any participation in a sport club. All access to RSConnect is via your GatorLink username and password. If you have any questions please contact Brooke Cochran at bcochran@ufsa.ufl.edu

1. Log in to RSConnect

Choose "GatorLink Log-In"

And sign-in with your GatorLink username and password



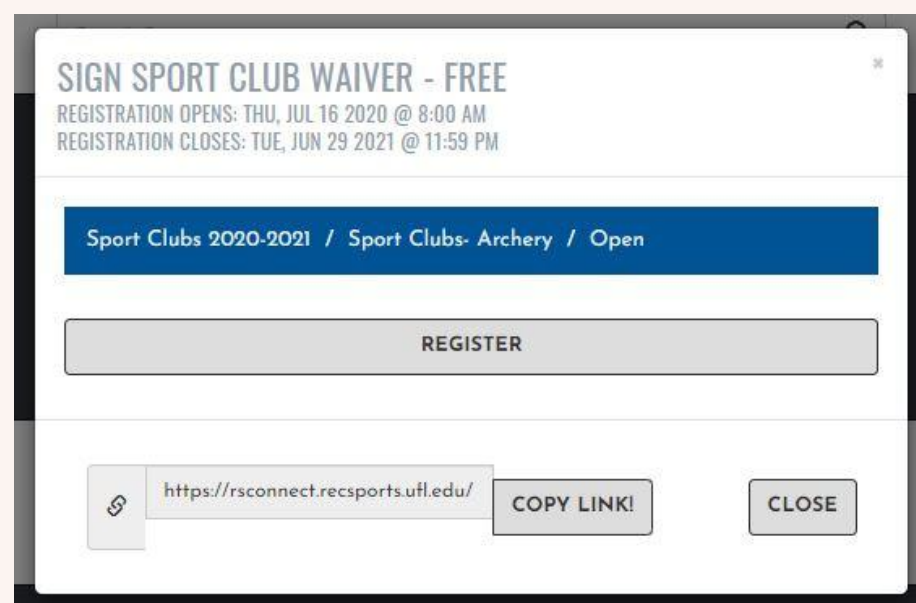
2. Click on "Sport Clubs"

And then choose the specific club you are signing-up for, a drop down list will appear after you click on the icon



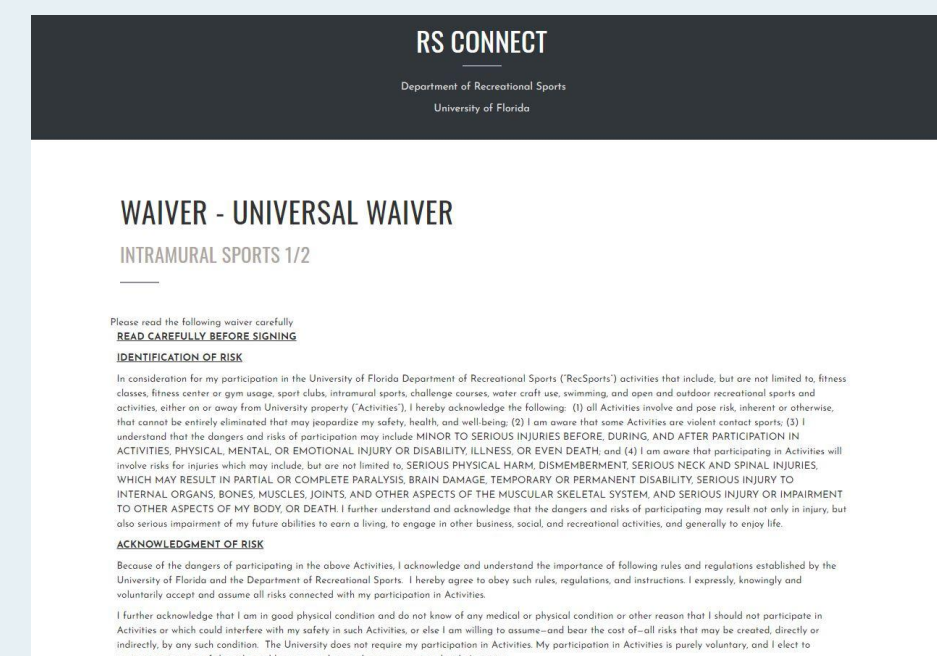
3. Click "Register"

You can verify what club you're viewing at the top of this box



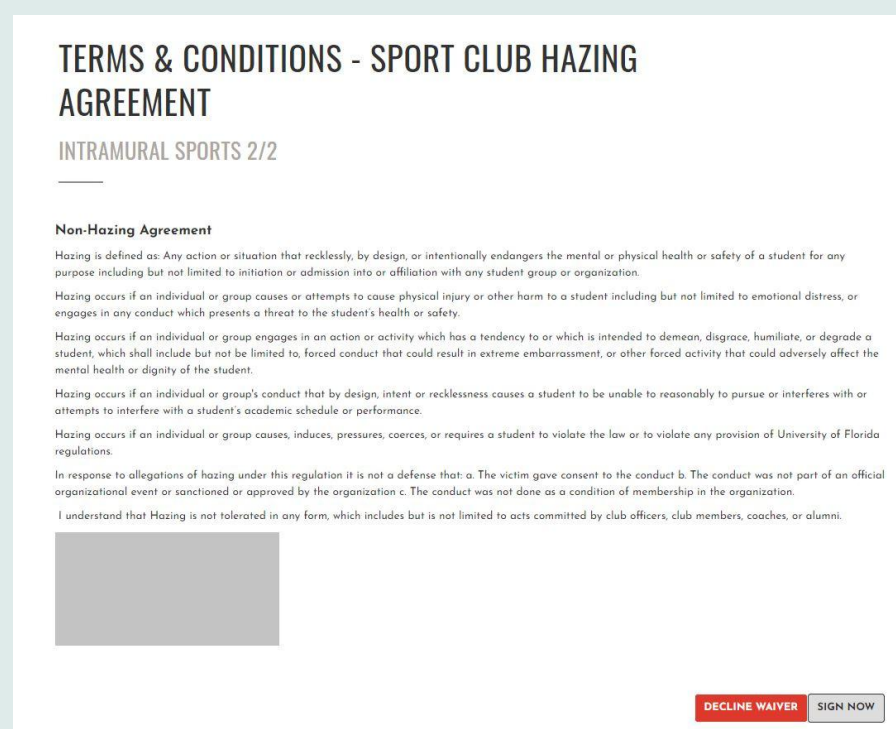
4. Sign the waiver

Read and sign the waiver. Note that if you've already signed the Universal Waiver for RecSports you will not be prompted to sign it again! Sign in the text box, click "save" and then "sign now"



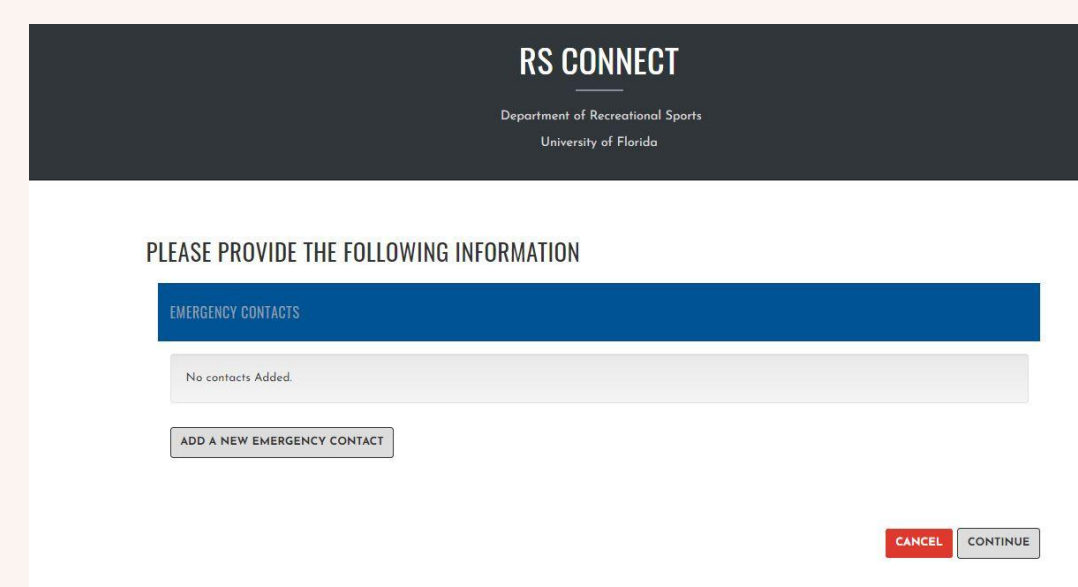
5. Agree to and Understand Hazing Terms

Sign in the text box, click "save" and then "sign now"



6. Update or add Emergency Contacts

Add at least one (1) emergency contact and/or update contact information if you already have someone listed.



And you're all done!

Be sure everyone completes this process, even if they attend practice just once!

<https://rsconnect.recsports.ufl.edu/>